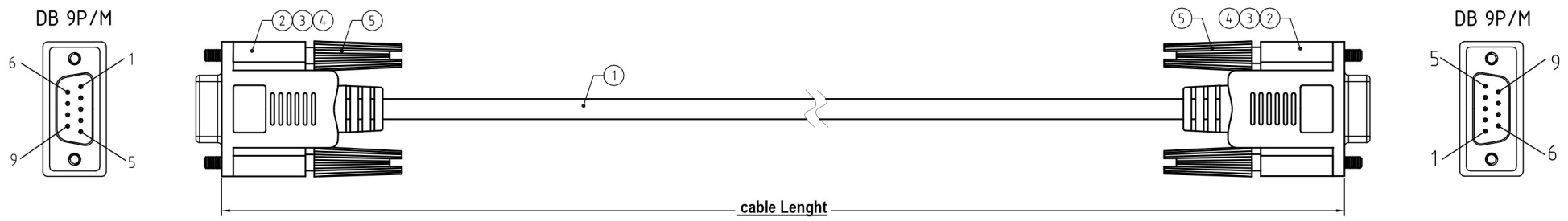
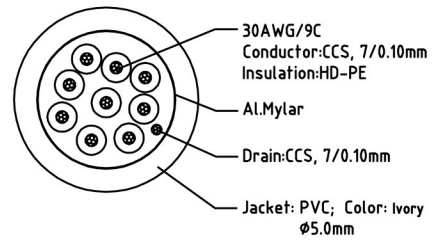


**NOTE: ALL MATERIAL COMPLIANT ROHS STANDARD**

REVISION INFORMATION			
Rev.	Rev.Date	Modified By	Brief Description



**Wire Details**



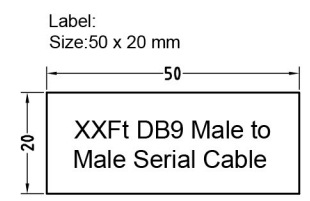
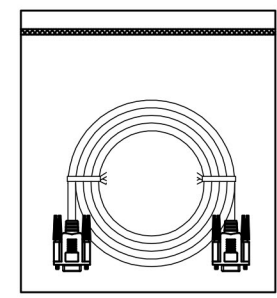
**Electrical character:**

- 1) 100% Open/short/Intermittent testing
- 2) Withstanding voltage: DC 300V AT 10ms.
- 3) Insulation resistance: 10M Ohm(min)
- 4) Conductive resistance: 15 Ohm(max)

Length	Tolerance
3ft	(915 +- 20)
6ft	(1830 +- 25)
10ft	(3550 +- 30)
25ft	(7625 +- 70)
50ft	(15250 +- 150)
100ft	(30500 +- 300)

**PIN ASSIGNMENT:**

DB 9P/M	DB 9P/M
1	1
2	2
3	3
4	4
5	5
6	6
7	7
8	8
9	9
SHELL	SHELL



NO.	PART NAME	SPECIFICATION DESCRIPTION	QTY	UNIT
⑤	Thumbscrew	#4-40UNC, φ4.0xL37.4mm, Nickel Plated, Molding PVC(Ivory)	4	PCS
④	Overmold	PVC, 45Pa, Ivory	N/A	G
③	Innrmold	PE, Low density	N/A	G
②	DB_Conn	DB 9P/M, PIN G/F, Blue Insulation, Steel-Shell(Nickel Plated), Solder type	2	PCS
①	Cable	30#(7/0.10CCS)x9C+D+A+PVC, Ivory, OD5.0mm	N/A	MM

## MY CABLE MART

DRAWN BY	DATE: 2014/11/03	DESCRIPTION: DB 9P M TO M Cable
CHECKED BY	SHEET 1 of 1	
APPROVED BY	SCALE None	REV. 00    UNIT: mm